



TECHNO Basics

Primary

Project Overview:

In this project, students are acquainted to the computer. This introduction includes identifying computer hardware, rules when using the computer, and how to turn the computer on and off properly. Students also acquire mouse control as they learn to click and hold, click and drag, and double click. Upon completion, students receive a Computer Drivers License that states they are able to competently and safely use the computer.

Session 1: Computer Basics

- 🖱️ Learn the name and function of each computer part.

Session 2: Computer Rules

- 🖱️ Outline and follow rules for using the computer.
- 🖱️ Create a patterned picture.

Session 3: Computer Shut Down

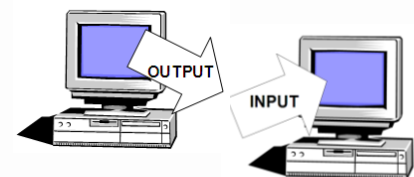


- 🖱️ Turn the computer on and off.

Session 4: The Keyboard

- 🖱️ Use the keyboard to add letters, numbers, and symbols.

Session 5: Input and Output

- 🖱️ Identify devices as either input or output.
Draw the computer parts.



- 🖱️ **Technical Skills:** graphic, multimedia, word processing, operating environment.
- 🖱️ **Technology Integration:** language arts, visual arts.
- 🖱️ **Software Applications:** Kid Pix Deluxe 4.

Prepare students for the digital age
with TechnoKids Computer Curriculum.

www.technokids.com



www.technokids.com